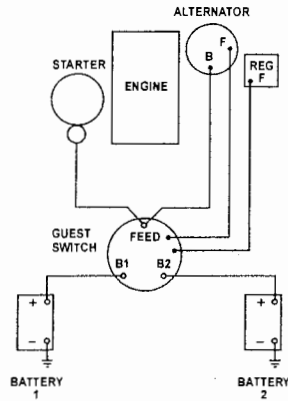


**Alternators with INTERNAL REGULATOR:**

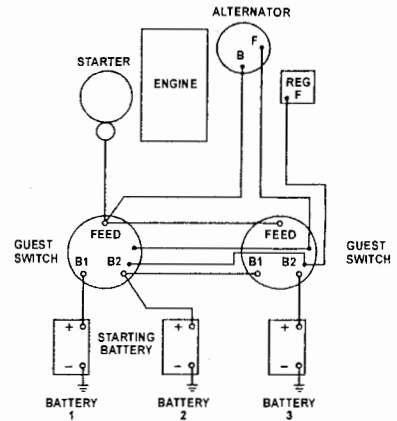
The field circuit wire on alternators with internal regulators is located within the alternator housing and it is impractical to use the field disconnect feature. Protection of the alternator diodes can be achieved by installing a Guest® Isolator #2401A (for 70 ampere alternators) or other appropriate model.

See below for various wiring diagram for alternators with internal regulator:

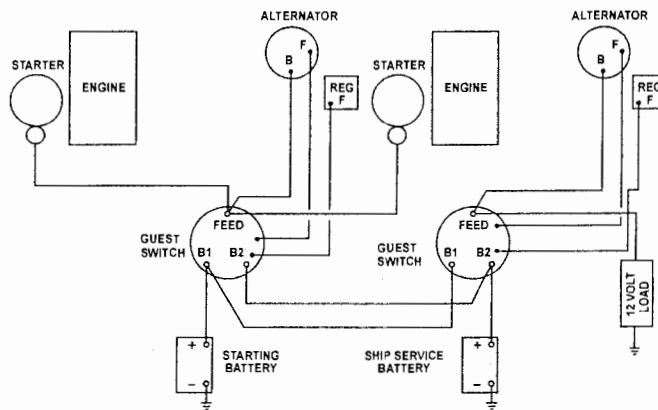
**1-ALTERNATOR 2-BATTERIES  
1-SWITCH**



**1-ALTERNATOR 3-BATTERIES  
2-SWITCHES**



**2-ALTERNATORS 2-BATTERIES  
2-SWITCHES**



The Selector function of the #2300A switch will not be affected if the field circuit disconnect feature is not used.

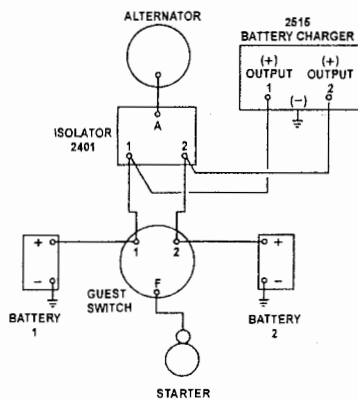
Caution: This product is designed for use under normal conditions. If switch is used to open circuit during starter malfunction, the SWITCH SHOULD BE REPLACED to avoid possible future failure.

**BATTERY CHARGER SYSTEMS with battery selector switches, battery isolators and battery chargers**

Guest® Battery Charger Systems keep your boat operating at full battery power, at the dock or underway. Chargers are fully automatic and will not overcharge batteries. Chargers also isolate A.C. shore power from boat's electrical system, provide extra boost for engine starting, function as converters.

Guest switches, isolators and battery chargers (and your alternator) form a comprehensive power selection and power maintenance system.

**1-ALTERNATORS 2-BATTERIES  
1-ISOLATOR 1-SWITCH**



**1-ALTERNATORS 3-BATTERIES  
1-ISOLATOR 2-SWITCHES (1-SELECTOR & 1-ON/OFF)**

